Clinical Journal for Medicine, Health and Pharmacy, Vol. 2, No, 3, September 2024
ISSN: 3049-1282

The Mechanism of Drug – Drug Interactions: A Systematic Review

R. Devi[1], and L. Priya[2]

[1] *SNS College of Pharmacy and Health Sciences, Coimbatore, Tamil Nadu, India.*

[2] *SNS College of Pharmacy and Health Sciences, Coimbatore, Tamil Nadu, India.*

Received: 19/June/2024; Revised: 22/July/2024; Accepted: 22/August/2024; Published: 30/September/2024

Abstract

When the pharmacological or therapeutic effects of one drug are changed by the presence of another, this is known as a drug-to-drug interaction (DDI). Because they affect the effectiveness and safety of pharmacological therapy, these interactions are crucial factors to take into account in clinical practice. To maximise treatment benefits and reduce side effects, it is crucial to comprehend the mechanisms behind these interactions. In polypharmacy circumstances, such as in elderly individuals or those with chronic disorders like cancer and cardiovascular diseases, drug-drug interactions were most common. The review highlights the significance of pharmacogenomics and personalised medicine in identifying patients at higher risk of drug-metabolizing enzyme-related infections (DDIs). The major mechanisms of drug-drug interactions (DDIs) are the subject of this study, which focusses on pharmacokinetic, pharmacodynamic, and combination pathways. This review aims to provide insights into the clinical importance of DDIs and suggestions on how to manage them successfully in practice by summarising the available research.

Keywords: Drug to Drug Interactions, Pharmacological Therapies, Pharmacokinetic, Pharmacodynamic Pathways.

1 INTRODUCTION

Drug-to-drug interactions (DDIs) are a major clinical pharmacology concern because they can change the safety and efficacy of therapeutic medicines, which can have a substantial impact on patient outcomes. When two drugs interact, their effects are changed, often producing negative consequences in addition to increased or decreased therapeutic effects. This is known as a drug-drug interaction (DDI). When it comes to individuals getting polypharmacy in clinical practice—that is, patients who are elderly or have chronic diseases that necessitate many medications—DDIs are especially troubling (Kovačević et al., 2020). Figure 1 Showing Effects of Drug-to-Drug Interactions.

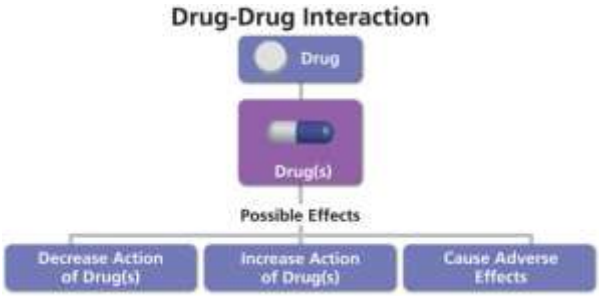

Figure 1: Showing Effects of Drug-to-Drug Interactions

2 LITERATURE REVIEW

Drug-drug interactions that are metabolic in nature have the potential to significantly alter blood and tissue concentrations of a drug or metabolite, often changing them by an order of magnitude. They can also influence the formation of poisonous or active metabolites. Regardless of whether a medicine has a narrow therapeutic range (NTR), these significant changes in exposure can affect the safety and efficacy profile of the drug and its active metabolites. (Haider SI, 2007).

Drug-drug interactions (DDIs) are a significant category of avoidable adverse drug events that can result in hospitalisation of the patient, an adverse drug reaction during hospitalisation, re-hospitalizations, or even death, according to Nour Al Charabi et al. Individuals with long-term illnesses are more vulnerable to DDI. The often occurring DDIs should be known to healthcare providers. Clinical chemists are crucial to the detection, resolution, and avoidance of DDIs (Al Charabi, 2018).

Drug-drug interactions (DDIs) are a serious threat to patient safety, according to Tora Hammar et al. eHealth technologies, which offer digital services to patients and healthcare providers, have the ability to address this issue and enhance drug management in general. Clinical decision support systems (CDSS) are frequently used to notify doctors or chemists about drug delivery issues (DDIs), and a substantial amount of professional research has been conducted on CDSS. Patients frequently ask for information regarding DDIs, but little is known about giving them the same kind of support. This scoping review set out to investigate and characterise the state of the art regarding patient-centered digital DDI services. Nineteen publications were found using a wide search technique and a well-established scoping review framework. The findings indicate that while some patients choose to do their own screening for DDIs, patient requests and abilities vary. There are several DDI services available, but the prevalence of huge disparities regarding service quality implies potential safety risks. The assessment offers recommendations for design elements, but it also shows that there is a significant knowledge gap that calls for more investigation into the most effective ways to create and deliver digital direct patient imaging to patients without endangering their safety or causing other unforeseen repercussions (Hammar et al., 2021).

Simbarashe peter zvada et al., Healthcare practitioners find it challenging to reduce the possible side effects of each medication due to the rise in the number of medications on the market and the concurrent treatment of co-infections. Thankfully, medical informatics has advanced to keep up with the growing complexity of healthcare delivery. Pharmacoinformatics has emerged as a particularly important tool for tackling some of the negative consequences linked to the growing use of polypharmacy (Zvada et al., 2008).

Cascorbi, Ingolf et al. Interactions between drugs might have intended, minimised, or undesirable consequences. The more medications used, the greater the likelihood of interactions (Cascorbi, 2023). Due to the high prescription drug rate (65-year-old patients take an average of five prescriptions), there is a higher chance of drug interactions and a higher chance that the drugs will be the reason for

hospitalisation. Selective literature reviews indicate that drug-related hospitalisations account for as much as 7% of hospitalisations. Drug interactions occur on pharmacodynamic and pharmacokinetic levels. Pharmacodynamic interactions include the additive interaction of taking an NSAID and phenprocoumon at the same time, or the antagonistic interaction of taking aspirin and ibuprofen at the same time. Pharmacokinetic interactions happen at the levels of metabolism, such as when SSRIs and some beta-blockers compete with one another for cytochrome P450 enzymes, absorption (e.g., levothyroxine and neutralising antacids), elimination (e.g., digoxin and macrolides), and metabolism. Preventing side effects may be aided by a systematic understanding of pharmacological interactions, particularly with regard to drug metabolism, transport, elimination, and absorption. Predicting pharmacodynamic interactions often involves a deeper understanding of the mechanisms of effect.

Rashid Khalid, et al. One of the few frequent causes of hospitalisation in the globe are adverse events associated with drug-drug interactions (DDIs); yet, these can be avoided with an effective patient-centered strategy. In affluent nations, many approaches have effectively reduced the prevalence of developmental disabilities. Data on DDIs from situations with restricted resources are few. Moreover, no reasonably priced device has demonstrated any signifigance in preventing them in this particular context.

JA Ansari and associates Drug-drug interactions are a subject that the scientific, medical, and regulatory sectors have been paying a lot of attention to lately. Nonsteroidal anti-inflammatory medications, antibiotics and, in particular, rifampin are common precipitant pharmaceuticals prescribed in primary care practice. Serious medication interactions are more common with drugs that have a low therapeutic index or a narrow therapeutic range. Warfarin, fluoroquinolones, antiepileptic medications, oral contraceptives, cisapride, and 3-hydroxy-3-methylglutaryl coenzyme A reductase inhibitors are examples of object pharmaceuticals that are often used. It is the chemist's and the prescriber's responsibility to make sure that patients understand the possibility of side effects and what to do if they do arise. Because of their in-depth medical knowledge, chemists are able to connect patients' unexpected symptoms to potential side effects from their medication regimen (Ansari, 2010).

According to Przemyslaw Kardas et al., medication interactions can raise expenses and service utilisation while also having a negative impact on patient outcomes. Regretfully, empirical evidence consistently demonstrates a significant global occurrence of potential drug-drug interactions (pDDIs). Ageing, multimorbidity, and polypharmacy are among the factors that have been recognised as major contributors. Given the prevalence of these factors, it is imperative to put procedures in place to lessen the impact of pDDIs. To do this, nevertheless, calls for a deeper comprehension of the prevalence of pDDIs and the fundamental causes. To examine the actual world prevalence of pDDIs and its characteristics in the general population of Poland, using analgesic medications as a model, and to find out whether pDDIs are generated by prescription coming from the very same prescribers (co-prescribing) (Kardas et al., 2021).

Types of DDIs

Pharmacokinetic and pharmacodynamic

1. Pharmacokinetic Interactions

Pharmacokinetic drug-to-drug interactions (DDIs) occur when one drug alters the absorption, distribution, metabolism, or excretion (ADME) of another drug, hence affecting its concentration in the bloodstream and at its site of action. These modifications may lead to either high medication levels, which raise the risk of toxicity, or subtherapeutic drug levels, which cause treatment failure (Ding et al., 2023). Clinicians must comprehend the mechanisms underpinning pharmacokinetic interactions in order to foresee, prevent, and manage potential dangers. Figure 2 displays Process Involved in Pharmacokinetics.

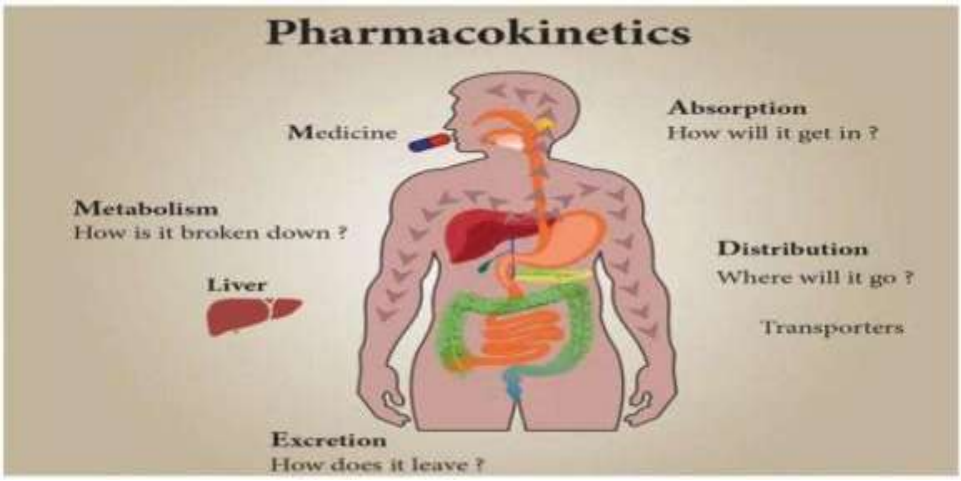

Figure 2: Process Involved in Pharmacokinetics

The key processes involved in pharmacokinetic interactions are:

- **Absorption:** The gastrointestinal (GI) tract is usually where drug interactions at this stage take place. The absorption of some medications can be influenced by variables such stomach pH, motility, and the presence of binding agents (such as calcium-containing supplements or antacids) (Saha, 2018). For example, medications that require an acidic environment for absorption, such ketoconazole, may be less effective when co-administered with proton pump inhibitors (PPIs) that reduce gastric acidity. Furthermore, medications such as opioids that inhibit stomach emptying can also delay the absorption of other oral medications.
- **Distribution:** When two drugs interact with one another in the body, either by fighting for binding sites for plasma proteins or by changing the distribution of tissues, this is known as a distribution interaction. The majority of medications are either free or attached to plasma proteins like albumin when they enter the bloodstream. The pharmacological activity of a medication is limited to its free (unbound) portion. When two medications that bind to the same proteins are administered simultaneously, one of the medications may displace the other,

increasing the displaced drug's free concentration (Saha, 2018). For instance, other protein-binding medications such as sulfonamides may replace the highly protein-bound anticoagulant warfarin, hence raising the risk of bleeding.

- **Metabolism:** Among the most important pharmacokinetic DDIs in clinical practice are metabolic interactions. These happen when a medication affects how another medication is broken down enzymatically, usually in the liver. The main route for drug metabolism is the cytochrome P450 (CYP) enzyme system, which is either stimulated or inhibited by numerous medications. CYP inhibitors, such as ketoconazole and fluoxetine, work by inhibiting the activity of CYP enzymes, which lowers metabolism and raises the concentration of the drug in question. On the other hand, CYP inducers, such as carbamazepine and rifampin, increase enzyme activity, which increases drug metabolism and lowers drug levels, potentially decreasing efficacy. Since the CYP3A4 isoenzyme is involved in the metabolism of a large number of medications, it is frequently the target of DDIs. For instance, CYP3A4 metabolises the cholesterol-lowering statins. When these drugs are taken together with CYP3A4 inhibitors, such as some macrolide antibiotics (like clarithromycin), the blood levels of the statins might rise rapidly, raising the risk of muscle damage (rhabdomyolysis).
- **Excretion:** Many medications are removed from the body through the kidneys, which is where drug interactions during the excretion stage typically occur. Drug excretion may be impacted by competition for renal transporters or changes in renal blood flow. Probenecid, for instance, prevents penicillin from being excreted by the kidneys, which raises the drug's concentration in the blood. Medications that change the pH of the urine can also have an impact on excretion. For instance, using sodium bicarbonate to alkalinise the urine can increase the excretion of weak acids like aspirin while decrease the excretion of basic medicines.
- Pharmacokinetic interactions can have detrimental effects, particularly for medications with limited therapeutic windows, where little variations in drug concentration might result in substantial toxicity or diminished efficacy. Certain chemotherapeutic drugs, warfarin, digoxin, and theophylline are among the medications that are most susceptible to these interactions.

2. Pharmacodynamics Interactions

When two or more medications affect each other's effects at the same or related biological targets, pharmacodynamic drug-to-drug interactions (DDIs) can occur, either increasing or decreasing the overall therapeutic or harmful effect. Pharmacodynamic interactions concentrate on the combined effects of medications at their site of action, as opposed to pharmacokinetic interactions, which deal with how the body processes pharmaceuticals. These interactions may have positive (like synergistic effects) or negative (like additive toxicity or antagonism) effects (Cattaneo et al., 2008).

Pharmacodynamic interactions can be classified into three primary types:

- **Additive Effects:** Additive interactions occur when two drugs with similar therapeutic effects are combined, leading to an overall effect that equals the sum of their individual effects. This type of interaction can be beneficial or harmful depending on the clinical context.
- **Synergistic Effects:** Synergistic interactions occur when the combined effect of two drugs is greater than the sum of their individual effects. Synergism is often exploited in therapeutic regimens to enhance efficacy, particularly in the treatment of infections or cancer.
- **Antagonistic Effects:** Antagonistic interactions occur when one drug reduces or counteracts the effect of another drug. This type of interaction can either be beneficial (to mitigate adverse effects) or harmful (by reducing the therapeutic efficacy of one or both drugs).

Mechanism of DDIs

Mechanism of Pharmacokinetic Interactions

- **Absorption:** Alteration of gastric pH: Some drugs affect gastric acidity, impacting the solubility and absorption of others. For instance, antacids, proton pump inhibitors (PPIs), or H2 blockers (e.g., omeprazole, ranitidine) increase gastric pH, which can reduce the absorption of drugs that require an acidic environment, such as ketoconazole. GI motility changes: Drugs that alter the speed of stomach emptying or intestinal transit (e.g., prokinetics like metoclopramide or opioids) can impact how quickly drugs are absorbed. Slower GI motility may delay absorption, while faster motility can decrease drug contact time in the GI tract. Chelation or binding: Some drugs form insoluble complexes with other drugs or food components, preventing absorption. For instance, tetracyclines or fluoroquinolones form chelates with calcium or magnesium found in antacids or dairy products, reducing their bioavailability (Corrie & Hardman, 2011).
- **Distribution:** Altered tissue distribution: Some drugs may influence the permeability of cell membranes or alter blood flow to specific organs, affecting drug distribution. Drugs that change blood flow (e.g., vasodilators) or those that affect transport proteins (e.g., P-glycoprotein inhibitors) can influence how another drug is distributed in tissues.
- **Metabolism:** Enzyme inhibition: When a drug inhibits an enzyme (e.g., a CYP450 isoenzyme), it reduces the metabolism of another drug that relies on that enzyme, leading to higher plasma concentrations and an increased risk of toxicity. For example, fluoxetine (an SSRI) is a potent inhibitor of CYP2D6, and co-administration with drugs metabolized by CYP2D6 (e.g., codeine, metoprolol) can lead to increased levels of these drugs. Enzyme induction: Some drugs induce the production of metabolic enzymes, accelerating the breakdown of other drugs. This can result in lower plasma levels and reduced therapeutic effects. For instance, rifampin is a strong inducer of CYP3A4, which can lower the plasma levels of drugs metabolized by CYP3A4, such as oral contraceptives, reducing their efficacy. Phase II metabolism interactions: In addition to CYP450 enzymes, drugs may also interfere with conjugation reactions (e.g., glucuronidation,

acetylation) in Phase II metabolism. For example, valproic acid inhibits glucuronidation, leading to increased levels of drugs like lamotrigine (Corrie & Hardman, 2011).

- **Excretion:** Competition for renal transporters: Some drugs are actively secreted into the urine via renal transporters. When two drugs compete for the same transporter (e.g., organic anion transporters or organic cation transporters), excretion of one or both drugs may be reduced. For example, probenecid inhibits the renal secretion of penicillin, increasing penicillin's plasma concentration.
- **Changes in urine pH:** Drugs that alter urine pH can affect the ionization of other drugs, influencing their excretion. Alkalinizing agents like sodium bicarbonate can increase the excretion of weak acids (e.g., aspirin), while acidifying agents can enhance the excretion of weak bases (e.g., amphetamines). Reduced renal blood flow: Drugs that decrease renal blood flow, such as NSAIDs, can reduce the clearance of other drugs eliminated through the kidneys, such as lithium, potentially leading to toxicity.
- **Transporter-Mediated interactions:** P-glycoprotein inhibition: P-gp is a transporter that pumps drugs out of cells, limiting their absorption or facilitating their excretion. Inhibition of P-gp (e.g., by verapamil) can lead to increased absorption or decreased excretion of P-gp substrates, such as digoxin, increasing the risk of toxicity. P-glycoprotein induction: Conversely, drugs that induce P-gp (e.g., rifampin) can decrease the absorption of P-gp substrates, reducing their therapeutic effects (Tsuji, 2002).
- **Polypharmacy:** Patients taking multiple medications (polypharmacy) are at a higher risk of pharmacokinetic interactions, especially the elderly or those with chronic diseases.
- **Pharmacogenetics:** Genetic variations in metabolizing enzymes (e.g., CYP2D6, CYP2C19) can influence how a patient responds to drugs, further complicating the prediction and management of pharmacokinetic interactions. In figure 3 shows Potential Mechanism of Drug Interactions below.

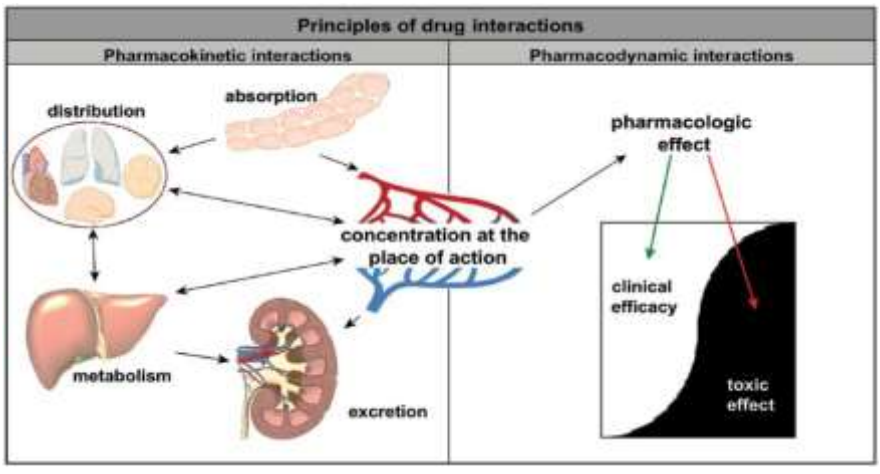

Figure 3: Potential Mechanism of Drug Interactions

Mechanism of Pharmacodynamic Interaction

- **Receptor-level interactions:** Many pharmacodynamic interactions occur at the receptor level. When two drugs act on the same receptor, they can either enhance each other's effects (agonistic interaction) or block each other's effects (antagonistic interaction). For example, combining two drugs that act on GABA receptors (e.g., benzodiazepines and barbiturates) can lead to excessive CNS depression due to an additive effect on GABA-mediated inhibition (Jonker et al., 2005).
- **Signal transduction pathways:** Drugs that affect the same intracellular signaling pathways can also interact pharmacodynamically. For example, two drugs that modulate the same ion channel (e.g., potassium channel blockers) can increase the risk of arrhythmias by amplifying the same physiological effect.
- **Physiological system interactions:** Some pharmacodynamic interactions occur between drugs acting on different systems that converge on the same physiological outcome. For instance, combining a diuretic and an ACE inhibitor can lead to an enhanced blood pressure-lowering effect due to the complementary effects on the renin-angiotensin-aldosterone system and fluid balance.

3 RESEARCH OPPORTUNITIES AND RECOMMENDATIONS

Further exploration of DDIs offers numerous research opportunities. One key area is the integration of pharmacogenomics into routine clinical practice, allowing for the personalization of therapies based on an individual's genetic makeup and metabolic pathways. Additionally, research into novel drug transporters and enzymes, beyond the well-studied cytochrome P450 system, could provide insights into previously unrecognized DDIs. There is also potential in using artificial intelligence and machine learning models to predict and prevent DDIs in complex polypharmacy regimens. Large-scale clinical studies focusing on high-risk populations, such as the elderly and patients with chronic illnesses, are necessary to establish more comprehensive guidelines. Expanding research into DDIs also requires more in-depth study of underrepresented populations, such as pediatric patients, pregnant women, and individuals with rare diseases, where DDIs may manifest differently or be understudied. Investigating the effects of long-term drug exposure and the cumulative impact of multiple interactions in chronic therapy settings is another important avenue. Additionally, studying the role of dietary supplements, herbal medicines, and over-the-counter drugs in contributing to DDIs could uncover hidden risks often overlooked in clinical practice. As new drug classes, such as biologics and gene therapies, emerge, it is essential to explore their potential for interactions with conventional small-molecule drugs. Cross-disciplinary collaborations between pharmacologists, clinicians, and data scientists will be crucial for advancing this field. Encouraging transparency in reporting adverse DDIs, refining existing DDI databases, and improving clinical decision support tools are also recommended to empower healthcare professionals in identifying and managing potential interactions early in the treatment process. Lastly, real-world evidence gathered from electronic health records and pharmacovigilance

systems can enhance the understanding of DDIs' clinical impacts and improve safety monitoring systems. Collaborations between regulatory agencies, pharmaceutical companies, and healthcare providers will be essential in developing updated recommendations and ensuring safer therapeutic practices.

The future of DDIs research holds promising advancements driven by cutting-edge technologies and evolving healthcare models. One significant prospect is the use of artificial intelligence (AI) and machine learning to develop predictive algorithms capable of identifying potential DDIs before clinical manifestation. These tools can analyze vast datasets, including genetic, pharmacological, and patient-specific factors, to forecast interactions and optimize drug prescribing. The integration of pharmacogenomics will likely play a greater role in personalizing treatment plans, allowing for tailored drug regimens based on a patient's genetic profile and reducing the risk of harmful interactions. Moreover, the rise of precision medicine offers the opportunity to design therapies that minimize interaction potential by targeting specific pathways or employing novel delivery systems. Advancements in biologics, nanomedicine, and gene therapies may reduce the reliance on traditional small-molecule drugs, potentially lowering the risk of DDIs. In parallel, real-time DDI monitoring through wearable health technology and mobile applications could provide patients and clinicians with immediate alerts regarding potential interactions, improving patient safety in real-world settings. Future research could also focus on international collaboration to establish global DDI databases, enhancing knowledge-sharing across healthcare systems. These efforts, combined with advancements in regulatory frameworks, may lead to more robust preclinical testing for DDIs in drug development, ultimately improving drug safety and efficacy for diverse populations.

4 CONCLUSION

Understanding and managing drug-to-drug interactions (DDIs) is crucial for optimizing patient safety and therapeutic outcomes in an increasingly complex pharmacological landscape. As healthcare evolves towards more personalized and precision-based approaches, the integration of pharmacogenomics, advanced data analytics, and real-time monitoring technologies will significantly enhance our ability to predict and mitigate the risks associated with DDIs. Continued research into the mechanisms of DDIs, particularly in underrepresented populations and emerging drug classes, will provide valuable insights that can inform clinical practice and regulatory policies. Collaborative efforts among researchers, clinicians, and healthcare stakeholders are essential for developing comprehensive strategies to identify, prevent, and manage DDIs effectively. By prioritizing these initiatives, we can foster safer medication practices, improve patient adherence, and ultimately enhance the quality of care provided to patients across diverse healthcare settings.

REFERENCES

[1] Kovačević, M., Vezmar Kovačević, S., Radovanović, S., Stevanović, P., & Miljković, B. (2020). Potential drug–drug interactions associated with clinical and laboratory findings at hospital admission. *International Journal of Clinical Pharmacy*, *42*, 150-157. https://doi.org/10.1007/s11096-019-00951-y

[2] Ding, K., Jia, H., Jiang, W., Qin, Y., Wang, Y., & Lei, M. (2023). A double-edged sword: focusing on potential drug-to-drug interactions of quercetin. *Revista Brasileira de Farmacognosia*, *33*(3), 502-513. https://doi.org/10.1007/s43450-022-00347-6

[3] Saha, N. (2018). Clinical pharmacokinetics and drug interactions. In *Pharmaceutical medicine and translational clinical research* (pp. 81-106). Academic Press. https://doi.org/10.1016/B978-0-12-802103-3.00006-7

[4] Cattaneo, D., Bitto, A., Baldelli, S., Cortinovis, M., Gotti, E., Perico, N., & Remuzzi, G. (2008). Pharmacokinetic/pharmacodynamic drug interaction between rosiglitazone and mycophenolate mofetil in kidney transplantation: a case report. *Transplantation*, *85*(6), 921-922. https://doi.org/10.1097/TP.0b013e318166a210

[5] Corrie, K., & Hardman, J. G. (2011). Mechanisms of drug interactions: pharmacodynamics and pharmacokinetics. *Anaesthesia & Intensive Care Medicine*, *12*(4), 156-159. https://doi.org/10.1016/j.mpaic.2010.12.008

[6] Tsuji, A. (2002). Transporter-mediated drug interactions. *Drug metabolism and pharmacokinetics*, *17*(4), 253-274. https://doi.org/10.2133/dmpk.17.253

[7] Jonker, D. M., Visser, S. A., Van Der Graaf, P. H., Voskuyl, R. A., & Danhof, M. (2005). Towards a mechanism-based analysis of pharmacodynamic drug–drug interactions in vivo. *Pharmacology & therapeutics*, *106*(1), 1-18.

[8] Al Charabi, N. (2018). Significant drug-drug interactions in hospitalized patients with chronic diseases at Near East Hospital in Northern Cyprus.

[9] Hammar, T., Hamqvist, S., Zetterholm, M., Jokela, P., & Ferati, M. (2021). Current knowledge about providing drug–drug interaction services for patients—a scoping review. *Pharmacy*, *9*(2), 69. https://doi.org/10.3390/pharmacy9020069

[10] Zvada, S. P., Chagwedera, T. E., Chigwanda, R., & Masimirembwa, C. M. (2008). An Experimental Pharmacokinetic Computer Program to Predict Poten-tial Drug-Drug Interactions. *Open Drug Metabolism Journal*, *2*, 37-45.

[11] Cascorbi, I. (2023). Clinical Pharmacology of Cannabinoid Therapeutics: Drug Interactions and Side Effects. *Clinical Pharmacology & Therapeutics*, *114*(5). https://doi.org/10.1002/cpt.3037

[12] Ansari, J. A. (2010). Drug interaction and pharmacist. *Journal of young pharmacists*, *2*(3), 326-331. https://doi.org/10.4103/0975-1483.66807

[13] Kardas, P., Urbański, F., Lichwierowicz, A., Chudzyńska, E., Czech, M., Makowska, K., & Kardas, G. (2021). The prevalence of selected potential drug-drug interactions of analgesic drugs and possible methods of preventing them: lessons learned from the analysis of the real-world national database of 38 million citizens of Poland. *Frontiers in pharmacology*, *11*, 607852. https://doi.org/10.3389/fphar.2020.607852