Clinical Journal for Medicine, Health and Pharmacy, Vol. 2, No, 2, June 2024
ISSN: 3049-1282

Development of A Genomic-based Predictive Model for Warfarin Dosing

Nokita Sharma[1], Anjali Rajput[2]

[1] *Assistant Professor, Department of Pharmacy, Kalinga University, Raipur, India.*

[2] *Assistant Professor, Department of Pharmacy, Kalinga University, Raipur, India.*

Received: 15/March/2024; Revised: 19/April/2024; Accepted: 13/May/2024; Published: 28/June/2024

Abstract

Genetic diversity among patients is a significant factor in deciding the appropriate warfarin dose when oral anticoagulation is started; nevertheless, useful applications of genetic data have not been tested in a large and diverse population. As an anticoagulant, warfarin can be administered at doses ranging from less than 10 mg/week to more than 100 mg/week to provide the same therapeutic amount of anticoagulation to patients. The appropriate dose must be determined because underdosing puts patients at risk for thromboembolic events and overdoing can produce side effects including bleeding. Genes related to warfarin's pharmacokinetic and pharmacodynamic properties have genetic differences that affect the dosage needed. The two most significant gene variations affecting warfarin dosage are those encoding VKORC1, the target of warfarin, and CYP2C9, a key metabolising enzyme. Dosing algorithms that take into account clinical characteristics and important polymorphisms from these genes have the potential to help prevent the side effects associated with long-term "guess-and-test" dosing by partially predicting stable warfarin doses. The genetics of CYP2C9 and VKORC1 account for about 30% of the variation in warfarin dose required. Even when clinical parameters are added to the genetic data, current dosage algorithms are unable to completely account for the difference in dose. For Warfarin dosage, we created and employed a genomic-based predictive model.

Keywords: Warfarin, Anticoagulant, Genetic Variations, VKORC1, CYP2C9.

1 INTRODUCTION

In order to cure and prevent aberrant blood clots, anticoagulants, commonly referred to as blood thinners, interfere with the body's normal blood-clotting system. Patients with mechanical heart valves, atrial fibrillation, sporadic heart rhythms that increment the gamble of stroke, different corridor or vein blood clumps, and blood clusters in the legs (profound vein apoplexy, or DVT) or lungs (pneumonic embolism, or PE) are endorsed anticoagulants (Weitz & Harenberg, 2017). The strong blood more slender warfarin was at first popularized as a rodenticide in 1948. The FDA supported warfarin's utilization in medication in 1954. Warfarin is one of the medications that specialists most often furnish to patients with cardiovascular infection nowadays. A few clinical issues can propose that warfarin treatment is fundamental, including profound vein apoplexy, pneumonic thromboembolism, atrial fibrillation, valvular coronary illness, and mechanical heart valves (Feinstein et al., 2016). In spite of the approach of new oral anticoagulants, for example, dabigatran, rivaroxaban, and apixaban, warfarin

treatment keeps on being the foundation for forestalling thromboembolic outcomes, which are dangerous side effects of cardiovascular disease (Laroia et al., 2015). Despite the fact that it is likewise prophylactically given before major muscular medical procedure and used to try not to cluster occasions in patients with counterfeit heart valves or profound vein apoplexy, it is generally usually provided to patients with atrial fibrillation. Warfarin hinders the coagulation factors II, VII, IX, and X notwithstanding the normally happening anticoagulant proteins C and S. Warfarin cannot have its anticoagulant and antithrombotic effects until functional clotting factors are eliminated from the systemic circulation after the medicine is administered. After the dose is given, the International Normalised Ratio (INR) often starts to fluctuate 24 to 36 hours later. Prothrombin clearance is required for warfarin to have its antithrombotic effect, which does not happen until roughly the fifth day of treatment. If the INR is abnormally high or low, the patient's chance of a clotting or bleeding event is tripled, respectively. During the first year of warfarin treatment, patients have severe, sometimes fatal bleeding events—bleeding events that require medical attention, such as brain or gastrointestinal haemorrhage (Gao et al., 2021; Zhang et al., 2017; Oates & Lopez, 2018). Role of Warfarin Pharmacogenetic Testing shown in Figure 1.

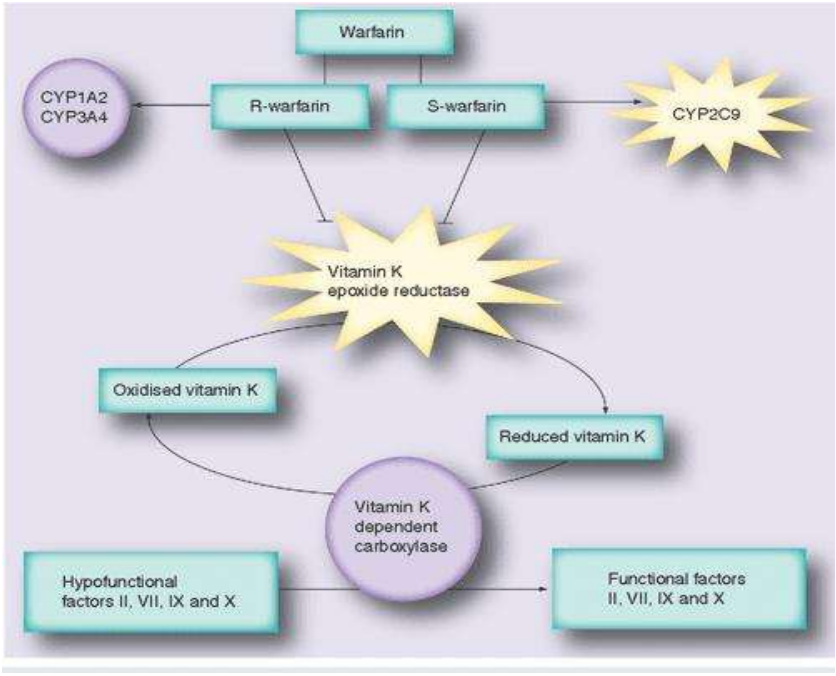

Figure 1: Role of Warfarin Pharmacogenetic Testing

2 LITERATURE REVIEW

Warfarin is the most often prescribed anticoagulant when it comes to treating and preventing venous and arterial thromboembolic events. The medication is quite effective, but its usage is limited since it is difficult to find the right therapeutic dosage and it might cause severe bleeding or haemorrhaging. A scope of 5% to 6.9% of emergency clinic confirmations were connected with unfriendly drug reactions, as per planned examinations done in India and all through the world. Draining from warfarin was one of the most well-known reasons for these events.

There is proof that both ecological and hereditary factors influence the between individual fluctuation in warfarin. On account of this significant innate impact, the U.S. Food and Medication Organization (FDA) re-examined the name for the famous blood more slender Coumadin in 2007 to incorporate an advance notice that a person's hereditary piece might change how the solution influences them. The effect of the three polymorphisms (CYP2C9*2, *3, and VKORC1-1639G>A) on restorative portion and draining was featured in the refreshed endorsing data for warfarin (Coumadin), with explicit portion range proposals for people with various genotype mixes (Limdi et al., 2008). CYP2C9 is the essential protein that causes the improved metabolic freedom of warfarin (Wadelius et al., 2007). Coumarin-based enemies of coagulants work by restraining the movement of vitamin K epoxide reductase complex 1 (VKORC1), which exhausts decreased vitamin K and stops the union of vitamin K-subordinate thickening parts, bringing about anticoagulation. Polymorphisms in VKORC1 have been associated with varieties in the warfarin measurement (Lee et al., 2009). The requirement for a helpful portion, the time it takes to accomplish stable dosing, and secondary effects are only a couple of the anticoagulation-related results that have been demonstrated to be fundamentally affected by the three normal hereditary variations (CYP2C9*2, *3, and VKORC1-1639G>A), in any event, when dose changes are made to represent patient contrasts in age, weight, food, clinical sign, and co-organization of different medications (Gage et al., 2006).

The heft of medications (lipophilic mixtures) utilized in medication today are eliminated through digestion by the cytochrome P450s, a protein family with numerous qualities that is for the most part situated in the liver. Human CYP2C9 (Uniprot increase ID P11712) is a conspicuous cytochrome P450 compound that utilizes north of 100 clinically utilized drugs (Miners & Birkett, 1998) of which it is known that no less than 32 are vulnerable to polymorphic digestion interceded by CYP2C9 (He et al., 2011). Various clinically significant medications, like phenytoin, angiotensin II blockers, losartan, tolbutamide, sulfonylureas, coumarin anticoagulants, and nonsteroidal mitigating drugs (NSAIDS), are used by the CYP2C9 catalyst. The quality, which contains nine exons, is situated at chromosome 10's long arm at position 24.

Basic segment and hereditary data might represent only 40-60% of the singular fluctuation in everyday stable dosages for some of the as of late settled warfarin portion expectation calculations. Besides, Ohno, Wen, Huang, and associates' models will generally misjudge the warfarin low portion (≤3 mg/d); the relating misjudged rates are 48%, 41%, and 57% [(estimate portion genuine portion)/real dose×100%]. Research in the space of populace pharmacokinetic/pharmacodynamics (PPK/PPD) has of late offered another chance for customized warfarin treatment. The Sasaki et al. approach predicts the steady portion of warfarin more precisely than existing pharmacogenomics (PGx) calculations by applying a PPK/PPD model and using CYP2C9, VKORC1, and clinical factors. It has a minor forecast inclination (ME=0.01 mg), a serious level of accuracy (root mean squared blunder, RMSE=0.44 mg), and an extraordinary relationship (r2=0.944) between the expected and genuine upkeep measurements.

In Anna-Karin Hamberg's work, the grown-up warfarin PK/PD model was adjusted for kids utilizing allometric scaling draws near, supporting the expectation part of youngsters.

The majority of the metabolism of oral anticoagulant drugs occurs in the liver, where CYP2C9 inhibits VKORC1 to provide the anticoagulant effect. These two genes have been shown through pharmacogenomic research to be useful in providing personalised medication in western countries. According to different populations require different doses of anticoagulant to provide the same level of protection. Asians (Chinese, Japanese, and Malays) require not exactly African Americans, who require a higher support portion than Caucasians and Indians. Prior to giving pharmacogenetic-based coumarin anticoagulant portions to Indians, it would be useful to figure out how normal certain genotype mixes of CYP2C9 (*2, *3) and VKORC1 (-1639G>A) are in the North Indian populace. Individuals of Northern India are known to have plummeted from the Indo-European-speaking Aryans, while individuals of South India are accepted to have a place with the Dravidian ethnic gathering. Research utilizing dermatoglyphic and hereditary marker information has laid out the distinctions between these two ethno-topographical Indian ethnic groupings. Little is had some significant awareness of additional clinically significant varieties in CYP2C9 and VKORC1 in the Indian populace. There is some documentation accessible on the genotypes of CYP2C9*2 and *3 in South India (Jose et al., 2004). These examinations haven't, be that as it may, took a gander at how it connects with the pharmacological dose of coumarin subsidiaries. It is muddled how APOE isoforms and conceivable hereditary contrasts connect with how the North Indian populace responds to anticoagulant meds (De Vos et al., 2010). To determine the viability of genotype-directed warfarin dosing in bringing down draining occasions and over-anticoagulation, an efficient survey and meta examination included three randomized clinical preliminaries contrasting pharmacogenetic dosing and a standard portion control calculation in patients beginning warfarin interestingly. In all of the previously mentioned examinations, there was no genuinely tremendous contrast in the draining rates between the two gatherings. This might be the case in light of the fact that these examinations endeavored to foresee draining utilizing a pharmacogenetic "dosing" calculation that was initially determined by dissecting measurements in patients, as opposed to a valid "draining forecast calculation," which ought to preferably be inferred by breaking down draining results in patients. Hence, it would be wrong to make light of the significance of hereditary variations in impacting the probability of dying. There exist a couple of draining gamble forecast scores; in any case, most of them are gotten from the White populace. Additionally, not a single one of them have assessed the prescient force of hereditary gamble factors so far (Beyth et al., 1998; De Vos et al., 2010). As one of the factors in the score record of the HEMOR2RHAGES score, CYP2C9 variations were found through before research as draining gamble factors; nonetheless, as DNA was not accessible, its prescient helpfulness in the companion was neither assessed nor confirmed (Gage et al., 2006).

Yet again on account of pharmacogenomic studies, specialists can now decrease the gamble of draining and discharge without forfeiting the viability of treatment (Wadelius et al., 2007). With specific

pharmacogenetic directed portion ranges laid out from a few distributed clinical examinations, the COUMADIN name was changed in 2010. Furthermore, it is possible to significantly reduce the associated risk of death, morbidity, and the expense of managing drug-related adverse events, which will lessen the financial strain on the Indian healthcare system.

3 OVERVIEW OF THE MECHANISM OF ACTION AND METABOLISM OF WARFARIN AND WARFARIN DOSING

Because of worries about bleeding episodes, warfarin is typically not used as much, especially in older patients. Numerous clinical and demographic factors, including as age, race, sex, co-morbidities, concurrent medications, and food, are known to affect the requirements for warfarin dosage. A physician will adjust the starting warfarin dosage based on these known variables. The patient is regularly monitored by the doctor once they begin taking warfarin; once the patient is stable, these checks may be performed every four to eight weeks. It is done once every three to four days at first, and later once a week or once every two weeks. Consequently, controlling the warfarin dosage may already be considered "individualised medicine". An Overview of the mechanism of action and metabolism of warfarin shown in Figure 2.

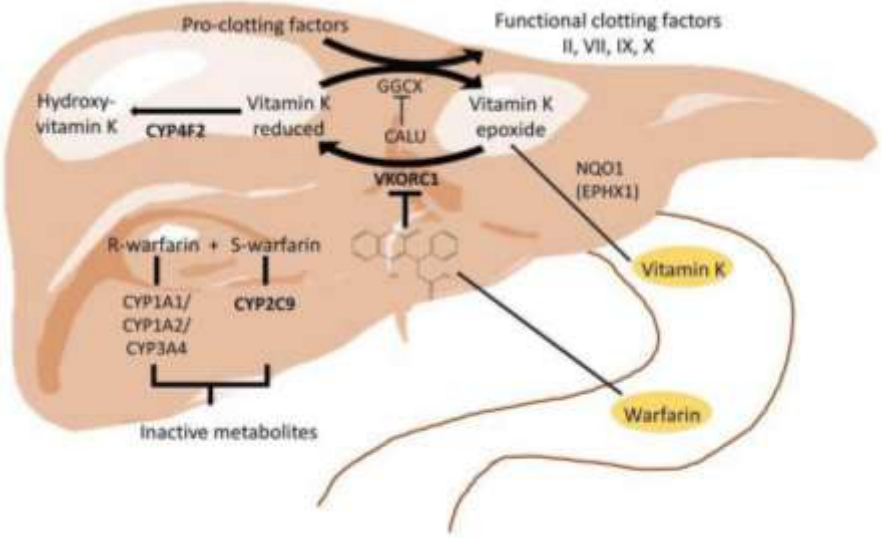

Figure 2: An Overview of the Mechanism of Action and Metabolism of Warfarin

The other gene codes for the warfarin medication target and is called vitamin K epoxide reductase, or VKORC1. Twenty to twenty-five percent of the difference in the needed dose of warfarin can be attributed to the VKORC1 genotype. Patients with group "B" haplotypes need greater dosages of warfarin, but those with the "A" haplotype group of polymorphisms need lower amounts (Zhang et al., 2017). The Food and Drug Administration included pharmacogenetic information to the warfarin product in 2007, but they did not provide a detailed plan for utilising genetic data to forecast the dosage needed for each patient. The general predictive accuracy of proposed algorithms for warfarin dosage prediction is unknown, given they are often based on small clinical populations. Nevertheless, there is no classification system for patients' warfarin responses that takes into account the hereditary

component. Furthermore, for clinical usage, basic clinical instruments for determining warfarin sensitivity are required.

The term "pharmacogenetics" describes the genetically based variation in drug reaction. Vogel coined the term "pharmacogenetics," whereas Motulsky proposed the initial idea of pharmacogenetics. Finding genes and allelic variations of genes that influence a drug's response is one of the key goals of pharmacogenetics. These genes can be used to anticipate a patient's optimal course of therapy or to design novel medications. A portion of the qualities encoding drug metabolic chemicals, drug carriers, and medication receptors that are connected to sedate reactions that have polymorphisms to date have shown a connection among pharmacodynamics and pharmacological viability. Pharmacogenetics is the investigation of at least one qualities and their effect on interindividual varieties in drug-processing proteins, while pharmacogenomics, when utilized all the more for the most part, alludes to the examination of all qualities in the genome's exercises and connections in the general setting. Initial Warfarin dosing and international normalised ratio response during hospitalization shown in Figure 3.

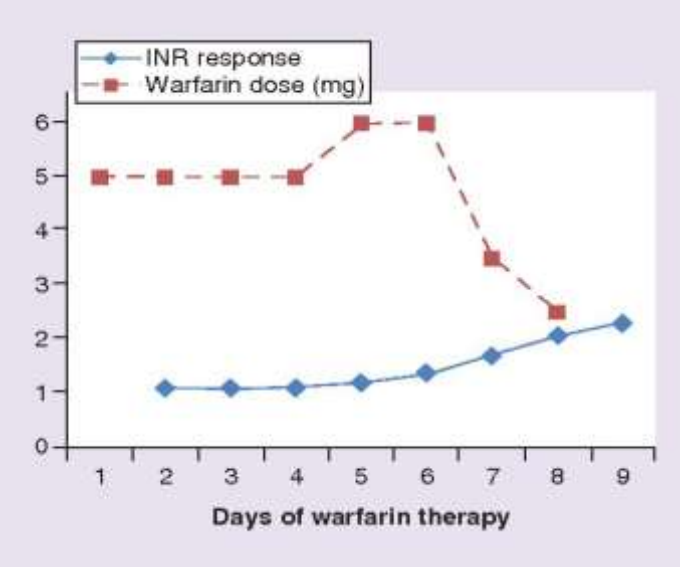

Figure 3: Initial Warfarin Dosing and International Normalised Ratio Response During Hospitalization

Pharmacogenetics depends on perceiving an unforeseen pharmacological response and searches for a hereditary reason, though pharmacogenomics searches for hereditary variations inside a populace that clarify specific noticed reactions for a treatment. It is extremely relevant for clinical practice to comprehend how genetic variables contribute to differential medication response. Individuals prescribed the same medication at a comparable dosage and with the same condition may react differently. The recommended medication is generally helpful at the recommended dosage in most patients with normal drug metabolism. In some situations, the therapy may be harmful at regular dosages if the patient's medication metabolism is slower. The worst case scenario is when a person has several genetic variations that result in extremely poor medication metabolism. Pharmacogenetics is a tool that helps doctors predict a patient's response to a treatment by profiling genetic differences in the

patient. This has a significant impact on medical care on many levels. Pharmacogenomics and medicine could combine to create a new class of molecular diagnostic instruments that will help tailor and improve pharmacological treatment.

4 RESEARCH OPPORTUNITIES AND RECOMMENDATIONS

The Clinical Pharmacogenetics Execution Consortium rule and the clinical preliminaries were intended to beat hindrances to the clinical utilization of warfarin pharmacogenetics. Clinical preliminaries will give the proof expected to the remedial utilization of hereditary qualities, and the restorative Pharmacogenetics Execution Consortium rule makes suggestions for how to utilize the genotype information that is presently accessible. The last hindrance is the foundation expected for a genotyping stage that is quick, trustworthy, and sensibly estimated. Four genotyping advancements are currently endorsed by the US FDA: the eSensoe Warfarin Responsiveness test, the Verigene Warfarin Digestion Nucleic Analysis, the Vastness Warfarin Measure, and the eQ-PCR LC Warfarin Genotyping Unit. Nonetheless, these stages remain for the most part distant beyond the system of enormous clinical focuses. Once in a while, weeks might go by before the outcomes are accessible to the patients or their doctors. Preceding beginning treatment, patients should be educated about their genotype since this is when pharmacogenetic-directed dosing is probably going to be useful. Given the challenges related with utilizing warfarin and the need of anticoagulation treatment, drug organizations have been fostering another age of oral anticoagulants. A significant number of these clever anticoagulants are very new. Direct thrombin inhibitors and component X inhibitors were as of late supported by the FDA. Studies have shown that these new anticoagulants are comparable to warfarin and, at times, much more powerful. Nonetheless, the short course of treatment brings up issues about the adequacy of the new medications. These new anticoagulants actually have a couple of issues that keep them from being used broadly. Most importantly, there is as yet a likelihood that these new medications can cause troublesome dying, however there are presently no checking measures, like the warfarin INR test, that can follow the anticoagulation status. In that capacity, it is beyond the realm of possibilities to expect to distinguish the patients who are generally helpless against dying. Second, the cost of these new anticoagulants is fundamentally higher. Dabigatran is more cost-effective for those with poor INR control than warfarin is for people with good INR control, per a study including patients with atrial fibrillation. Lastly, individuals taking the new anticoagulants are particularly susceptible because there is no cure for the consequences of severe bleeding. During its more than 60-year use, a great deal of research has been done on the safety, clinical use, and genetics of warfarin. For the time being at least, warfarin will remain the most often prescribed oral anticoagulant. Warfarin's future may depend on how the ongoing clinical trials turn out. If the trials show that using pharmacogenetics to guide warfarin administration is effective, warfarin may still be a viable oral anticoagulant, especially considering the recent drop in the cost of genotyping.

5 CONCLUSION

Patient counselling is essential because warfarin has a limited therapeutic window and has been linked to numerous drug-drug and drug-food interactions. Due to underutilised patient education opportunities, the review identified this as a need for improvement. Starting and maintaining warfarin medication can be challenging. To help the practitioner identify goal ranges for therapeutic success, guidelines have been published. The literature also describes methods for controlling supratherapeutic INR values and quick anticoagulation. When warfarin therapy is necessary, managing patients should be made easier with regular use of these guidelines.

REFERENCES

[1] Weitz, J. I., & Harenberg, J. (2017). New developments in anticoagulants: past, present and future. *Thrombosis and haemostasis*, *117*(07), 1283-1288. https://doi.org/10.1160/TH16-10-0807.

[2] Feinstein, D. L., Akpa, B. S., Ayee, M. A., Boullerne, A. I., Braun, D., Brodsky, S. V., ... & Weinberg, G. (2016). The emerging threat of superwarfarins: history, detection, mechanisms, and countermeasures. *Annals of the New York Academy of Sciences*, *1374*(1), 111-122. https://doi.org/10.1111/nyas.13085

[3] Laroia, S. T., Morales, S., & Laroia, A. T. (2015). Beyond warfarin: The advent of new oral anticoagulants. *Indian Journal of Radiology and Imaging*, *25*(04), 375-379. https://doi.org/10.4103/0971-3026.169459

[4] Gao, L., Wang, F., Chen, Y., Li, F., Han, B., & Liu, D. (2021). The antithrombotic activity of natural and synthetic coumarins. *Fitoterapia*, *154*, 104947. https://doi.org/10.1016/j.fitote.2021.104947

[5] Zhang, J. E., Klein, K., Jorgensen, A. L., Francis, B., Alfirevic, A., Bourgeois, S., ... & Pirmohamed, M. (2017). Effect of genetic variability in the CYP4F2, CYP4F11, and CYP4F12 genes on liver mRNA levels and warfarin response. *Frontiers in pharmacology*, *8*, 323. https://doi.org/10.3389/fphar.2017.00323

[6] Oates, J. T., & Lopez, D. (2018). Pharmacogenetics: an important part of drug development with a focus on its application. *International journal of biomedical investigation*, *1*(2), 111. https://doi.org/10.31531/2581-4745.1000111

[7] Lee, M. M., Chen, C. H., Chou, C. H., Lu, L. S., Chuang, H. P., Chen, Y. T., ... & Chen, Y. T. (2009). Genetic determinants of warfarin dosing in the Han-Chinese population. *Pharmacogenomics*, *10*(12), 1905-1913. https://doi.org/10.2217/pgs.09.106

[8] Miners, J. O., & Birkett, D. J. (1998). Cytochrome P4502C9: an enzyme of major importance in human drug metabolism. *British journal of clinical pharmacology*, *45*(6), 525-538. https://doi.org/10.1046/j.1365-2125.1998.00721.x

[9] He, S. M., Zhou, Z. W., Li, X. T., & Zhou, S. F. (2011). Clinical drugs undergoing polymorphic metabolism by human cytochrome P450 2C9 and the implication in drug development. *Current medicinal chemistry*, *18*(5), 667-713. https://doi.org/10.2174/092986711794480131

[10] José, J., Hernanz, M., Amari, S., Lodders, K., & Zinner, E. (2004). The imprint of nova nucleosynthesis in presolar grains. *The Astrophysical Journal*, *612*(1), 414. https://doi.org/10.1086/422569.

[11] Limdi, N. A., Arnett, D. K., Goldstein, J. A., Beasley, T. M., McGwin, G., Adler, B. K., & Acton, R. T. (2008). Influence of CYP2C9 and VKORC1 on warfarin dose, anticoagulation attainment and maintenance among European–Americans and African–Americans. *Pharmacogenomics*, *9*(5), 511-526. https://doi.org/10.2217/14622416.9.5.511

[12] Beyth, R. J., Quinn, L. M., & Landefeld, C. S. (1998). Prospective evaluation of an index for predicting the risk of major bleeding in outpatients treated with warfarin. *The American journal of medicine*, *105*(2), 91-99. https://doi.org/10.1016/S0002-9343(98)00198-3

[13] De Vos, C. B., Pisters, R., Nieuwlaat, R., Prins, M. H., Tieleman, R. G., Coelen, R. J. S., ... & Crijns, H. J. (2010). Progression from paroxysmal to persistent atrial fibrillation: clinical correlates and prognosis. *Journal of the American College of Cardiology*, *55*(8), 725-731. https://doi.org/10.1016/j.jacc.2009.11.040

[14] Gage, B. F., Birman-Deych, E., Radford, M. J., Nilasena, D. S., & Binder, E. F. (2006). Risk of osteoporotic fracture in elderly patients taking warfarin: results from the National Registry of Atrial Fibrillation 2. *Archives of internal medicine*, *166*(2), 241-246. https://doi.org/10.1001/archinte.166.2.241

[15] Wadelius, M., Chen, L. Y., Eriksson, N., Bumpstead, S., Ghori, J., Wadelius, C., ... & Deloukas, P. (2007). Association of warfarin dose with genes involved in its action and metabolism. *Human genetics*, *121*, 23-34. https://doi.org/10.1007/s00439-006-0260-8