Clinical Journal for Medicine, Health and Pharmacy, Vol. 2, No, 2, June 2024
ISSN: 3049-1282

# Advancement of Dose Efficacy in Pharmacogenomics with Clinical Practice

Padilla Hartigan[1]

[1] *Institute of Health Policy and Development Studies, National Institutes of Health, University of the Philippines Manila, Philippines. E-mail: padiharo@up.edu.ph*

**Received: 12/March/2024; Revised: 15/April/2024; Accepted: 08/May/2024; Published: 28/June/2024**

## Abstract

This study looks at the ground-breaking work that chemists have done in bringing pharmacogenomics into clinical practice. The role of the chemist has changed from distributing medications to analysing and using genetic data to improve patient outcomes. Whether it relates to safety or efficacy, inter-individual variability in drug response is common and is predicted to increase globally as the ageing population rises. Pharmacogenomics is the study of genetic factors, which are among the causes of this inter-individual variation. Significant developments in omics profiling techniques have made it possible to characterise patients and biobanks in unique ways using genotype and phenotype. These advancements are improved by AI leap forwards, which empower us to unravel the monstrous measure of information and make new hereditary markers and polygenic models for drug selection and dose. As of late, pharmacogenomics has been applied all the more much of the time in clinical settings to make novel medications and alter care for specific patient populaces. Expanding evidence suggests that gnomically defended targets have a greater success rate throughout clinical development, suggesting that pharmacogenomics can be used more broadly for medication discovery and development.

***Keywords:*** Pharmacogenomics, Genotypic, Phenotypic, Clinical Development.

## 1 INTRODUCTION

Sometimes, the terms "pharmacogenomics" and "pharmacogenetics," which came before it, are used interchangeably. These expressions have generally been utilized to allude to the investigation of what an individual's hereditary synthesis means for how they answer prescriptions, both securely and really. I support a more far reaching understanding of pharmacogenomics, which is the investigation of genomic innovations to help the ID and production of new medications. Regulatory agencies do not, however, consistently label pharmacogenomic medications in the same way Figure 1. This discrepancy results from differences in legal frameworks, clinical practices, and perspectives on actionability. A crucial area of the medication label Because much of the content is instructional rather than offers advice on pharmaceutical selection or dose, prescribers are likely to ignore it (Spear et al., 2001).

Individual differences in genes producing transporters and enzymes involved in drug metabolism affect a patient's risk of experiencing treatment will be effective. awareness immune-mediated drug toxicity requires an awareness of genetic variations in the major histocompatibility complex gene, in

addition to other factors influencing drug disposition. Furthermore, drug responsiveness is impacted by genetic modifications at the pharmacodynamic level.

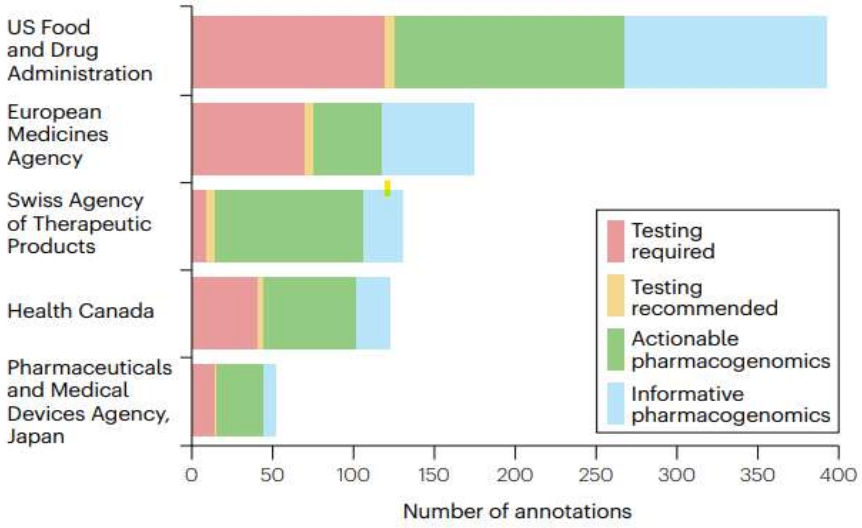


*Figure 1: Pharmacogenomic Drug Labelling Between Different Regulatory Agencies*

Over the past few decades, pharmacogenomic research has had a growing impact on clinical practice. Important advances have been made, especially in the use of somatic genomics to guide cancer treatment and the study of parasite and viral genomes to treat infectious diseases. Pharmacogenomic biomarkers can be used therapeutically with the use of product information labels. While the European Medications Office commands testing for 70 medications, the US Food and medication Organization has forced testing for around 100 medication marks. Also, these names offer directions for pharmacogenomic applications.

Because of critical headways in omics profiling strategies, enormous information examination, and biobank drives, pharmacogenomics is developing rapidly. The time and expense required to analyse numerous genetic variants have been greatly reduced by the development of novel genotyping techniques. Additionally, pharmacogenomics is increasingly being employed in clinical settings to identify novel therapeutic targets and create customised care plans for certain patient populations within the context of precision medicine.

Drug safety or efficacy variations raise costs for already overburdened healthcare systems and have a detrimental impact on patient outcomes. It is crucial to emphasise that genetic factors do not explain all variability and that their effects differ across individuals as well as between different medications. Politicians are growing increasingly interested in pharmacogenomics because to its potential to improve patient outcomes, which may allow its adoption into clinical practice, even though pharmacogenomics has primarily been the subject of academic research over the previous few decades. Besides, it is guessed that developing information from the drug business featuring the meaning of genomically characterized focuses in raising the achievement paces of medication improvement will ignite interest and direct further examination in this field.

## 2 LITERATURE SURVEY

It has been stated that the efficacy rates of several drugs range from 25% to 80% (Schork, 2015). Allen Roses made the well-known claim that "the vast majority of drugs — more than 90% — only work in 30 or 50 percent of the people" in 2003 (Michel & Staskin, 2022). A more recent study found that between 3 and 24 respondents were unable to provide an answer for the top 10 pharmaceuticals in the US by sales (Snapinn & Jiang, 2007). These are approximate values that may not be accurate when specific drugs are taken into account (Connor, 2003).

Moreover, surveying whether a medication is useful (and whether its viability fluctuates between people) is intricate it is past the extent of this page to remark on this thought further, and perusers are encouraged to other articles (Senn, 2004; Lonergan et al., 2017; Pirmohamed et al., 2014; Osanlou et al., 2022). Unfriendly medication responses (ADRs) represent around 6.5% of grown-up clinic affirmations (Davies et al., 2009) and when multimorbidity is thought of, this rate increments to over 15% (Alhawassi et al., 2014). Besides, 15% of emergency clinic patients are impacted by ADRs (Soiza, 2020). Notwithstanding being UK numbers, practically identical frequencies have been seen in different countries (Dunnenberger et al., 2015; Kimpton et al., 2019).

Moreover, pharmacogenomic diversity affects the reaction of many drugs, which are commonly used in clinical practice. In the US, actionable germline pharmacogenes impact about 50% of prescriptions. In actionable pharmacogenetics, 58% of patients in the UK were prescribed at least one medication containing SNPs during the course of a year. Furthermore, approximately 90% of patients over the age of 70 will receive at least one prescription with pharmacogenomic assistance since individuals over the age of 70 are more prone to develop diseases that require drug therapy (Bhangale et al., 2008).

Utilizing label SNPs can increment complete inclusion of normal SNPs to over 90% in European and East Asian populaces, regardless of whether even the biggest exhibits can't cover each expected causal variation (Li et al., 2008; Mitt et al., 2017). Much more inclusion can be accomplished by attribution, empowering current GWASs to incorporate intriguing variations with minor allele frequencies as low as 0.1% (Eid et al., 2009). Inclusion for African ethnogeographic gatherings, in any case, is significantly lower (30-70%), and any distinctions in interethnic linkage disequilibria should be thought of, especially while making attributions.

Pharmacogenomics is utilizing long-read sequencing increasingly more to beat these restrictions. These procedures depend on visual constant checking of fluorescent nucleotide consolidation (single-atom continuous sequencing; normal read length of 20 kb) or constant perception of polymerase movement on single format particles (Eid et al., 2009).

## 3 PROPOSED SYSTEM

**Dose and Drug Safety**

The measurements of a medicine decides its security and viability, and genetic elements assume a part in this. The best model is warfarin, for which the everyday or week after week portion prerequisite is impacted by polymorphisms in CYP2C9 (which encodes the chemical that utilizes warfarin) and VKORC1 (which encodes the protein that warfarin hinders). Decreased compound movement is connected to loss-of-capability SNPs in either of these qualities, so bringing down the portion of warfarin is important to forestall overexposure and accomplish restorative anticoagulation. Utility of Pharmacogenomics shown in Figure 2.

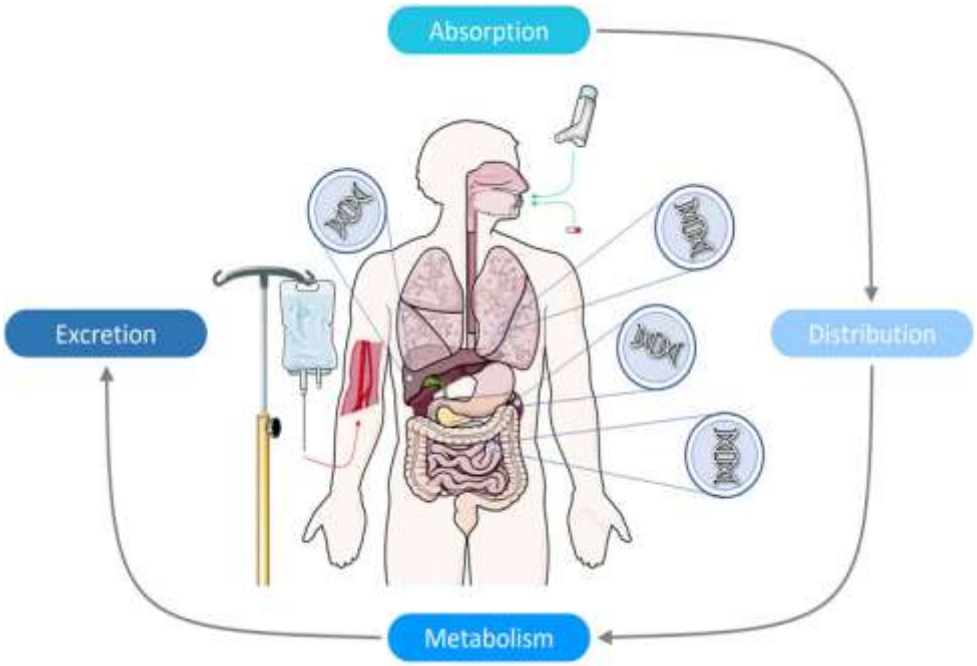


*Figure 2: Utility of Pharmacogenomics*

In this multitude of examples, diminished digestion of the anticancer medicine is related with a polymorphism that reductions or takes out the action of the significant chemical. This prompts fundamental overexposure and portion subordinate harmfulness, which generally brings about bone marrow concealment and additionally extreme loose bowels.

ADRs fall into one of two categories: type A or type B reactions. Hereditary variables may have an impact on any type of reaction. The identification of genetic risk factors for ADRs has advanced significantly over the past 20 years. A medicine's pharmacological actions are enhanced by type A ADRs, which show typical dose dependency and improve with decreasing dose. People Who Carry Actionable Pharmacogenomic Variant shown in Table 1.

*Table 1: People Who Carry Actionable Pharmacogenomic Variant*

| Country | Number studied | Number of genes evaluated | Proportion carrying at least one actionable genotype or diplotype |
|---|---|---|---|
| Australia | 5,408 | 4 | 95.9% |
| Canada | 98 | 19 | 96.9% |
| Estonia | 42,092 | 11 | 99.8% |
| Netherlands | 498 | 11 | 99.4% |
| Qatar | 6045 | 15 | 99.5% |
| UK | 487,409 | 14 | 99.5% |

Idiosyncratic responses, or type B ADRs, are characterised by their lack of obvious dose dependency, difficulty to explain based on the medication's known pharmacology, and need for drug withdrawal to be relieved. These ADRs are oftentimes insusceptible interceded. Impressive headways have been made, especially as for the part played by HLA alleles in setting off extreme responses.

**Drug Efficacy**

This number can be underestimated because it is difficult to determine the genetic drivers of efficacy due to the following reasons: Poor trial design, which makes determining the benefit of therapy challenging. failing to take into account the impact of medication noncompliance and the placebo effect. Deficient factual power and lacking estimation of disorder phenotypic assortment among members, especially when viability depends on numerous variations, every one of which makes a little commitment.

A magnificent antiplatelet drug for ischaemic coronary illness and cerebrovascular problems is clopidogrel. Prodrug clopidogrel is changed into its dynamic structure by CYP2C19; roughly 33% of patients experience diminished protein movement because of CYP2C19*2 or CYP2C19*358 loss-of-capability variations. People who convey these SNPs are bound to encounter ischaemic episodes and have raised platelet reactivity during treatment.

Utilizing an antiplatelet drug other than clopidogrel diminished major atherothrombotic occasions in patients with CYP2C19 loss-of-capability varieties by 44%, as per a genuine evaluation of 3,342 patients from nine US clinical centers. Following a stroke or transient ischaemic assault, patients with CYP2C19 loss-of-capability changes are bound to encounter further ischaemic episodes.

**Commitment of Intriguing and Individual Variations**

While uncommon and individualised genetic variations may account for part of the missing heritability, they are rarely examined. Minor allele frequencies of less than 1% are commonly used to characterise rare changes; however, based on the study's statistical power, higher and lower thresholds have been suggested. Ninety-eight percent to ninety-eight percent of the pharmacogenetic variants among major ethnic groups are rare variants. Next Generation Sequence shown in Figure 3.

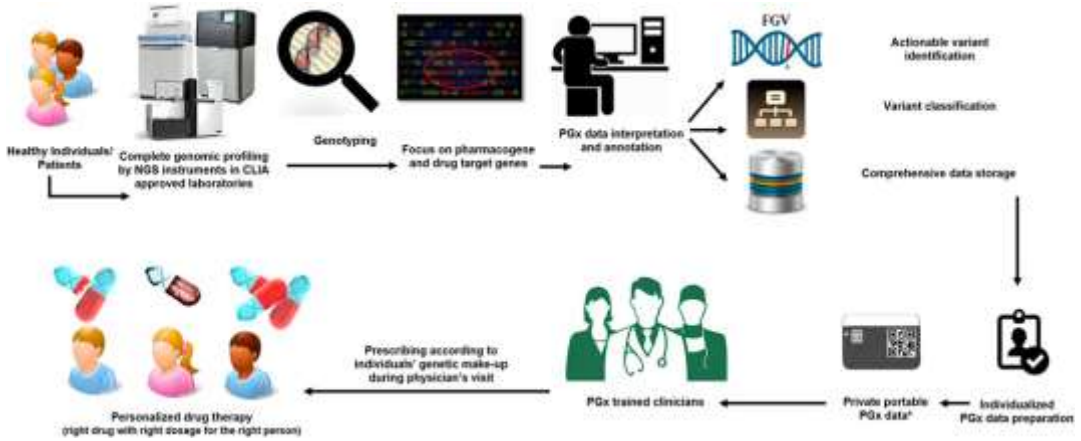


*Figure 3: Next Generation Sequence*

- **Impacts of Novel Haplotypes in Cis**

Attributable to their rare assessment in up-and-comer variation studies and GWAS, uncommon and individualized hereditary varieties might represent a part of the heritability holes. As a rule, varieties are those with minor allele frequencies of under 1%; nonetheless, limits that are higher or lower have been proposed in light of the review's measurable power. As an extent of all varieties found, uncommon variations make up 90-98% of all pharmacogenetic variations in the significant ethnic gatherings.

- **Impacts of Hereditary Variations in Trans**

Beside haplotypes with cis administrative impacts, polymorphic medication digestion can be associated with polymorphisms in qualities that encode proteins that manage ADME quality articulation. The core encoding the atomic variable 1 B type has a polymorphism called atomic element I B (NFIB) rs28379954 T>C (NFIB_TC), where a minor allele results in decreased NFIB articulation in the liver and a diminished inhibitory impact on CYP2D6 creation.

**Aspects of Phenotypic Characterization**

Therapeutic drug monitoring has become much more popular since ion trap mass analysers (Orbitrap) were recently introduced into clinical pharmacology labs. Retrospective examination of patient samples is made possible by the equipment's capacity to record full-scan data, which also improves resolution and mass accuracy. With the utilization of this mechanical development, many endogenous and exogenous synthetics that might contain data about the action of various liver proteins can be recognized in blood or other physiological liquids. Solanidine and its metabolites, which are produced from potatoes, are one model.

Sooner rather than later, unique food fixings that are produced using vegetables or grains, for instance, might be researched as conceivable biomarkers for CYP and carrier action. This approach would stay adaptable and appropriate to patients with useful hereditary changes that poor person yet been recognized, while tending to difficulties related with the missing heritability of pharmacogenomic qualities.

## 4 CLINICAL IMPLEMENTATION

Pharmacogenomic testing is just accessible at a couple of number of particular focuses, and pharmacogenomics has been slowly integrated into clinical practice. Worries about changing the standard clinical pathway, saw absence of clinical utility, trouble getting genotyping tests, indistinct expense viability, vulnerability about how to decipher pharmacogenomic tests and what to do when a patient has a variation allele, and secrecy concerns are a portion of the reasons.

All suitable proof ought to be considered and assessed to ease clinical application. To ensure that the execution method is consistently changed to upgrade patient results, reception ought to likewise be reinforced by persistent checking in genuine practice. The English Pharmacological Society and the Imperial School of Doctors fostered a paper with a few critical proposals to work with the utilization of pharmacogenomics in the UK Public Wellbeing Administration (NHS).

All information sources ought to be explored and surveyed to work with clinical application. Moreover, continuous perception in genuine practice should animate reception by ensuring that the course of execution is changed consistently to boost the outcomes for patients. A concentrate by the English Pharmacological Society and the Regal School of Doctors furnished a few significant suggestions to assist with the mix of pharmacogenomics into the UK Public Wellbeing Administration (NHS).

There's still a great deal of work to be finished to sort out who pays for genotyping. The money saving advantage banter has gotten little consideration from specialists; more expense viability studies — obviously completed in an assortment of medical services frameworks — are required. Nonstop approval and refreshing are important to work on the nature of pharmacogenomic information. This incorporates the revelation of new hereditary varieties and the development of our figuring out through additional critical randomized clinical preliminaries.

The Clinical Pharmacogenetics Execution Consortium (CPIC), the Dutch Pharmacogenetics Working Gathering (DPWG), the Canadian Pharmacogenomics Organization for Medication Security (CPNDS), and the French Public Organization (Réseau) of Pharmacogenetics (RNPGx) are among the associations that have created rules to close the information hole in pharmacogenomics. At present, there are 26 CPIC rules, a number that is supposed to increment over the long haul, and rules are refreshed as new proof is Given the limitations that wellbeing administrations stand up to, showing the expense viability of pharmacogenomic testing is vital. Luckily, there is mounting proof — including board based approach — exhibiting the financial suitability of individual pharmacogenomic testing.

The recurrence of the variation allele(s) of interest is much of the time what decides if genotyping is savvy. For instance, genotyping for HLA-B*58:01 to forestall serious cutaneous antagonistic medication responses (ADRs) with the medication allopurinol, which is utilized to treat gout, has been demonstrated to be financially savvy in Asian populaces (the variation allele is available in 15-18% of

specific Asian populaces), however not in European populaces (the variation allele is available in 1-2%).

## 5 CONCLUSION

Pharmacogenomics is a basic part in the progress to tweaked or accuracy medication. Thorough calculations that integrate both clinical measures (like age, orientation, and weight) and hereditary components are a work in progress. Pharmacogenomics reception is anticipated to be a significant driver in integrating genomics into normal clinical practice. The increasing availability of human genomic information has a considerable impact on drug research and development procedures, with demonstrable improvements in success rates. Genomic data can help assess safety during medication development by identifying concerns that standard preclinical toxicology investigations may miss. The design of these multidimensional algorithms will surely benefit from digital tools developed by the growing digital therapeutics industry. Pharmacogenomics is a critical component in the transition to customized or precision medicine. Comprehensive algorithms that incorporate both clinical criteria (such as age, gender, and body mass) and genetic elements are under development. Pharmacogenomics adoption is predicted to be a crucial driver in incorporating genomics into regular medical practice. The increasing availability of human genomic information has a considerable impact on drug research and development procedures, with demonstrable improvements in success rates. Genomic data can help assess safety during medication development by identifying concerns that standard preclinical toxicology investigations may miss. The design of these multidimensional algorithms will surely benefit from digital tools developed by the growing digital therapeutics industry.

An impressive piece of unexplained heredity in pharmacogenomics stays a trouble, provoking further examination. The intricacy of the human genome and the many-sided control of quality articulation make it hard to grasp the systems hidden individual fluctuations in prescription responses completely. As of now, known pharmacogenetic variations can make sense of generally 50% of the heritability of medication reaction aggregates estimated by twin exploration. Arising information recommends that remarkable varieties, hereditary associations in cis and trans, and epigenetic changes might make sense of part of the missing heritability.

In spite of the fact that PRSs have not yet been utilized for pharmacogenomic applications in clinical settings, there is a need to explore their expected sooner rather than later. Pharmacogenomics is quick extending, and keeping in mind that the quantity of restorative applications is as yet limited, it is continuously expanding. Thus, we are certain that pharmacogenomics will assume an undeniably significant part later on advancement of tweaked medication and the creation of additional powerful and safe prescriptions.

## REFERENCES

[1] Spear, B. B., Heath-Chiozzi, M., & Huff, J. (2001). Clinical application of pharmacogenetics. *Trends in molecular medicine*, *7*(5), 201-204.

[2] Connor, S. (2003). Glaxo chief: Our drugs do not work on most patients. *The Independent*, *8*, 1-2.

[3] Schork, N. J. (2015). Personalized medicine: time for one-person trials. *Nature*, *520*(7549), 609-611. https://doi.org/10.1038/520609a

[4] Michel, M. C., & Staskin, D. (2022). Study designs for evaluation of combination treatment: focus on individual patient benefit. *Biomedicines*, *10*(2), 270. https://doi.org/10.3390/biomedicines10020270

[5] Snapinn, S. M., & Jiang, Q. (2007). Responder analyses and the assessment of a clinically relevant treatment effect. *Trials*, *8*, 31. https://doi.org/10.1186/1745-6215-8-31

[6] Senn, S. (2004). Individual response to treatment: is it a valid assumption?. *Bmj*, *329*(7472), 966-968. https://doi.org/10.1136/bmj.329.7472.966

[7] Lonergan, M., Senn, S. J., McNamee, C., Daly, A. K., Sutton, R., Hattersley, A., ... & Pirmohamed, M. (2017). Defining drug response for stratified medicine. *Drug discovery today*, *22*(1), 173-179. https://doi.org/10.1016/j.drudis.2016.10.016

[8] Pirmohamed, M., James, S., Meakin, S., Green, C., Scott, A. K., Walley, T. J., ... & Breckenridge, A. M. (2004). Adverse drug reactions as cause of admission to hospital: prospective analysis of 18 820 patients. *Bmj*, *329*(7456), 15-19. https://doi.org/10.1136/bmj.329.7456.15

[9] Osanlou, R., Walker, L., Hughes, D. A., Burnside, G., & Pirmohamed, M. (2022). Adverse drug reactions, multimorbidity and polypharmacy: a prospective analysis of 1 month of medical admissions. *BMJ open*, *12*(7), e055551. https://doi.org/10.1136/bmjopen-2021-055551

[10] Davies, E. C., Green, C. F., Taylor, S., Williamson, P. R., Mottram, D. R., & Pirmohamed, M. (2009). Adverse drug reactions in hospital in-patients: a prospective analysis of 3695 patient-episodes. *PLoS one*, *4*(2), e4439. https://doi.org/10.1371/journal.pone.0004439

[11] Alhawassi, T. M., Krass, I., Bajorek, B. V., & Pont, L. G. (2014). A systematic review of the prevalence and risk factors for adverse drug reactions in the elderly in the acute care setting. *Clinical interventions in aging*, 2079-2086. https://doi.org/10.2147/CIA.S71178

[12] Soiza, R. L. (2020). Global pandemic—the true incidence of adverse drug reactions. *Age And Ageing*, *49*(6), 934-935. https://doi.org/10.1093/ageing/afaa165

[13] Dunnenberger, H. M., Crews, K. R., Hoffman, J. M., Caudle, K. E., Broeckel, U., Howard, S. C., ... & Relling, M. V. (2015). Preemptive clinical pharmacogenetics implementation: current programs in five US medical centers. *Annual review of pharmacology and toxicology*, *55*(1), 89-106. https://doi.org/10.1146/annurev-pharmtox-010814-124835

[14] Kimpton, J. E., Carey, I. M., Threapleton, C. J., Robinson, A., Harris, T., Cook, D. G., ... & Baker, E. H. (2019). Longitudinal exposure of English primary care patients to pharmacogenomic drugs: an analysis to inform design of pre-emptive pharmacogenomic testing. *British journal of clinical pharmacology*, *85*(12), 2734-2746. https://doi.org/10.1111/bcp.14100

[15] Bhangale, T. R., Rieder, M. J., & Nickerson, D. A. (2008). Estimating coverage and power for genetic association studies using near-complete variation data. *Nature genetics*, *40*(7), 841-843. https://doi.org/10.1038/ng.180

[16] Li, M., Li, C., & Guan, W. (2008). Evaluation of coverage variation of SNP chips for genome-wide association studies. *European journal of human genetics*, *16*(5), 635-643. https://doi.org/10.1038/sj.ejhg.5202007

[17] Mitt, M., Kals, M., Pärn, K., Gabriel, S. B., Lander, E. S., Palotie, A., ... & Palta, P. (2017). Improved imputation accuracy of rare and low-frequency variants using population-specific high-coverage WGS-based imputation reference panel. *European Journal of Human Genetics*, *25*(7), 869-876. https://doi.org/10.1038/ejhg.2017.51

[18] Eid, J., Fehr, A., Gray, J., Luong, K., Lyle, J., Otto, G., ... & Turner, S. (2009). Real-time DNA sequencing from single polymerase molecules. *Science*, *323*(5910), 133-138. https://doi.org/10.1126/science.1162986